

TOP TIPS

to help you control CO₂ in your classroom



FROM THE TEAM AT



www.evotechairquality.co.uk




#cleanairschools

TIP 1



Check your classroom air quality monitor often.

Use the table below and if CO₂ levels are climbing or high, ask your teacher to open some windows and doors.

	Good	RELAX
	Climbing	OPEN WINDOWS
	High	TAKE ACTION!

ppm means parts per million

TIP 2

CO₂ levels are highest just before break or lunchtime.

Before you leave your classroom open all windows and doors to clear the room of CO₂ while the room is empty.

TIP 3

Opening windows and doors on opposite sides of your classroom brings in more outdoor air.

TIP 4

Open windows in corridors and leave your classroom door open to help outdoor air flow through.

DON'T FORGET TO ASK YOUR TEACHER FOR PERMISSION TO OPEN DOORS AND WINDOWS!

CO₂ - where does it come from?

1. People
2. Burning fossil fuels
3. Deforestation